

# Basque cooperation in figures 2024



EUSKAL LANKIDETZA PUBLIKOAREN ATARIA  
PORTAL DE LA COOPERACIÓN PÚBLICA VASCA



LANKIDETZARAKO ETA  
ELKARTASUNERAKO  
EUSKAL AGENTZIA  
AGENCIA VASCA DE  
COOPERACIÓN Y  
SOLIDARIDAD



araba  álava  
foru aldundia diputación foral

 Bizkaia  
foru aldundia  
diputación foral

Gipuzkoako  
Foru Aldundia  
Hanketa, Lanbideak, Gaitasuna  
eta Kiroi Departamentua  
  ETORKIZUNA  
ORAIN

 Bilbao  
UDALA  
AYUNTAMIENTO



Ayuntamiento  
de Vitoria-Gasteiz  
Vitoria-Gasteizko  
Udala

 DONOSTIA  
SAN SEBASTIÁN  
Lankidetzaz  
Cooperación

 ZARAUZKO  
UDALA

EUSKAL  
 FONDOK

Initiative supported by:




# Global Data 2024



64

**countries**  
in which initiatives  
are carried out



250

**channelling entities**  
(mostly from the  
Basque Country)



368

**local partner entities**  
involved



1,308

**active projects**



of which

641

**started in 2024**



€86,877,802

**funds disbursed**



# Funds disbursed by agents in 2024

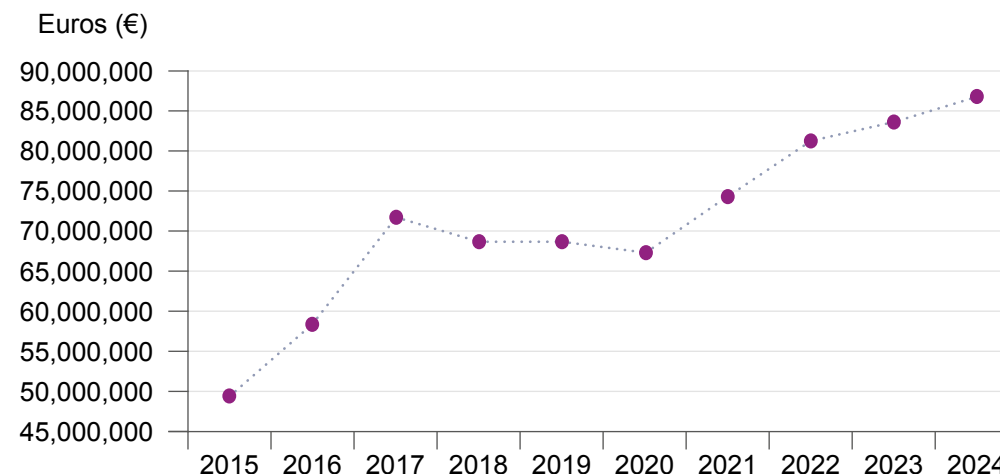
Agents	Funds	Percentage
Basque Government	€61,650,835	70.96%
Provincial Council of Bizkaia	€9,594,299	11.04%
Provincial Council of Gipuzkoa	€4,583,803	5.28%
Bilbao City Council	€3,732,191	4.30%
Vitoria-Gasteiz City Council	€3,389,573	3.90%
Donostia City Council	€2,327,574	2.68%
Provincial Council of Álava	€1,272,384	1.46%
Zarautz City Council	€327,142	0.38%
<b>Total</b>	<b>€86,877,802</b>	<b>100.00%</b>

<sup>1</sup> This figure includes contributions from the eight institutions listed in the table. Additionally, 42.13% of the €2,772,643 channelled through Euskal Fundoa (see next page) corresponds to contributions from other local councils (€1,168,103). Other municipalities have their own cooperation budgets, which they manage directly, and their data is not recorded in the Portal.

In 2024, the Basque public institutions disbursed €86,877,802<sup>1</sup> to development cooperation initiatives, 3.88% more than in 2023.

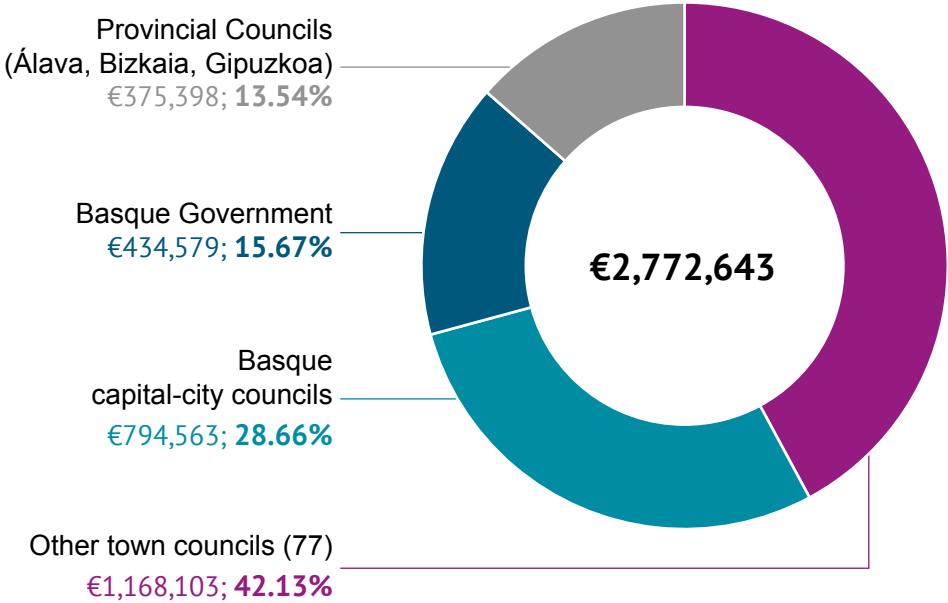
The Basque Government is the agent that contributes most to this figure (71% in 2024), mainly through eLankidetza - the Basque Agency for Cooperation and Solidarity.

Changes in disbursed funds over the last 10 years (2015-2024)



# Funds channelled by Euskal Fondoa 2024

## Funding entities



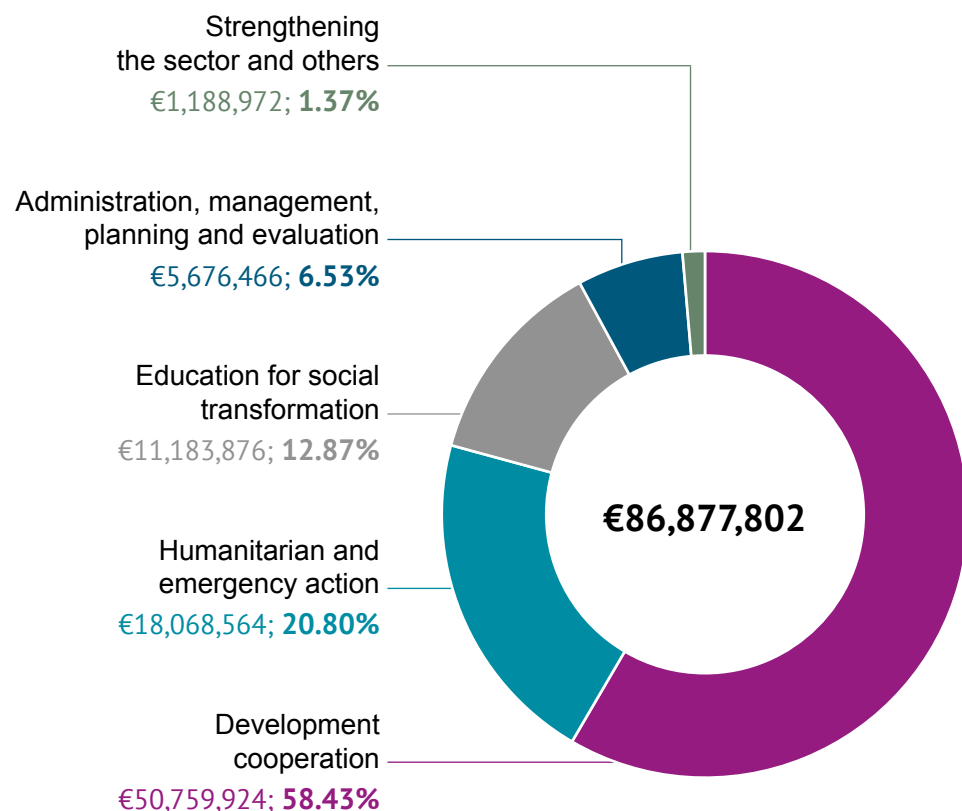
During 2024, funds channelled through Euskal Fondoa were primarily earmarked for projects relating to water resource policies and administrative management, drinking water supply and basic sanitation (€1,278,830; 46.12%), as well as social protection and human rights initiatives (€750,085; 27.05%).

## Destination countries

Country	Funds	Percentage
El Salvador and Costa Rica <sup>2</sup>	€621,159	22.40%
Nicaragua	€448,609	16.18%
Sahrawi Arab Democratic Republic (SADR)	€390,750	14.09%
El Salvador	€390,630	14.09%
Cuba	€382,391	13.79%
Guatemala	€328,274	11.84%
Basque Country	€137,478	4.96%
Unspecified <sup>3</sup>	€73,352	2.65%
Total	€2.772.643	100.00%

- <sup>2</sup> These funds correspond to the second edition of the AKUAL initiative, the Central America-Basque Country inter-institutional water and sanitation cooperation programme (2021-2024).
- <sup>3</sup> This figure corresponds to funds not allocated to any specific country.

# Funds disbursed by modality 2024



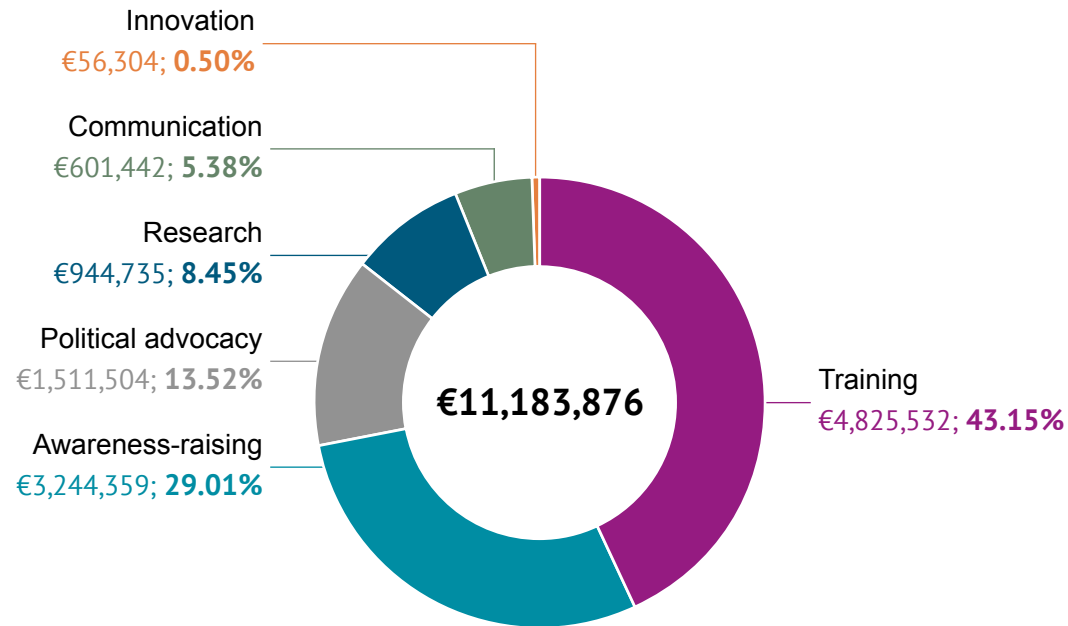
In 2024, 58.43% of the funds disbursed were allocated to development cooperation, followed by humanitarian and emergency action (20.8%).

The Education for social transformation modality, which is characteristic of decentralised cooperation, accounted for 12.87% of the funds. This field includes educational, communication, cultural and research activities aimed at fostering critical citizenship, raising awareness regarding inequalities, and promoting equitable and solidarity-based practices that lead to individual and collective change.




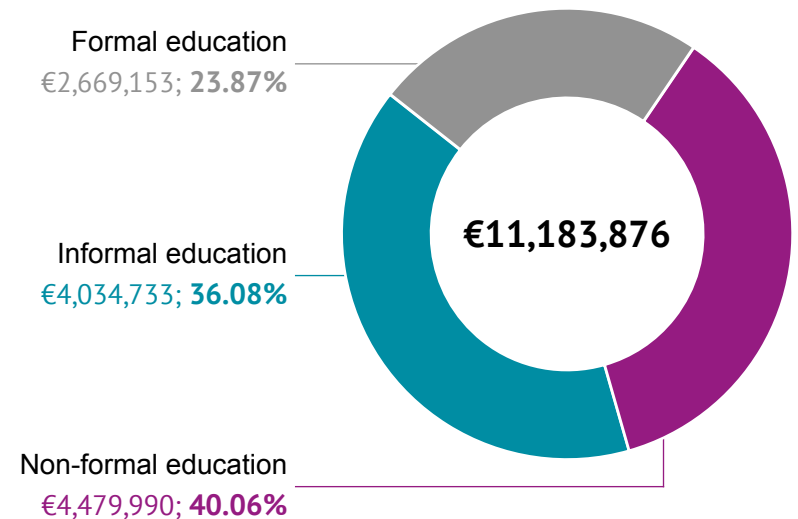
# Funds disbursed in Education for social transformation 2024

## Intervention strategy

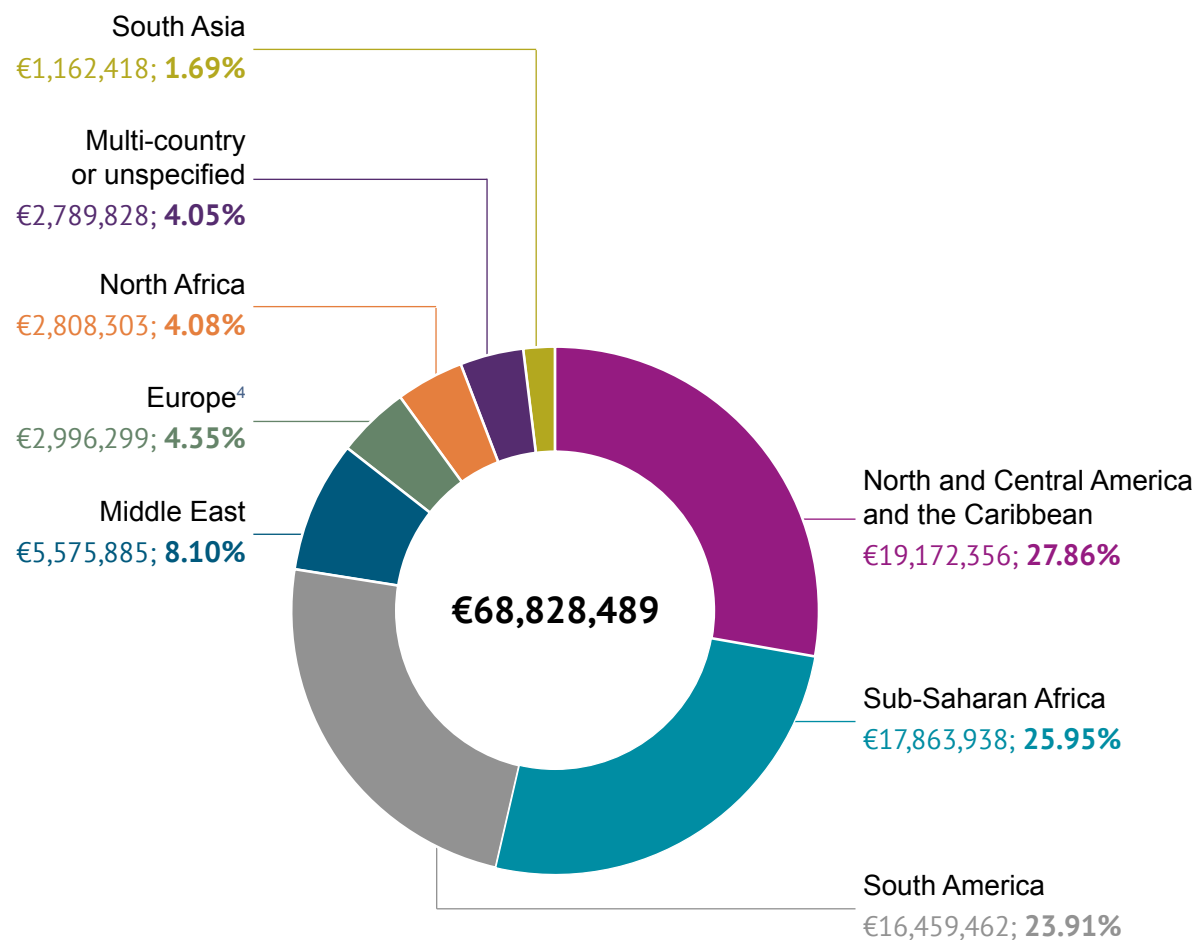


Of the funds earmarked for education for social transformation (€11,183,876), 72.16% was allocated to training and awareness-raising strategies. Non-formal education was the main area of focus, accounting for 40% of the funds allocated.

## Field of action



# Funds disbursed by geographical area 2024



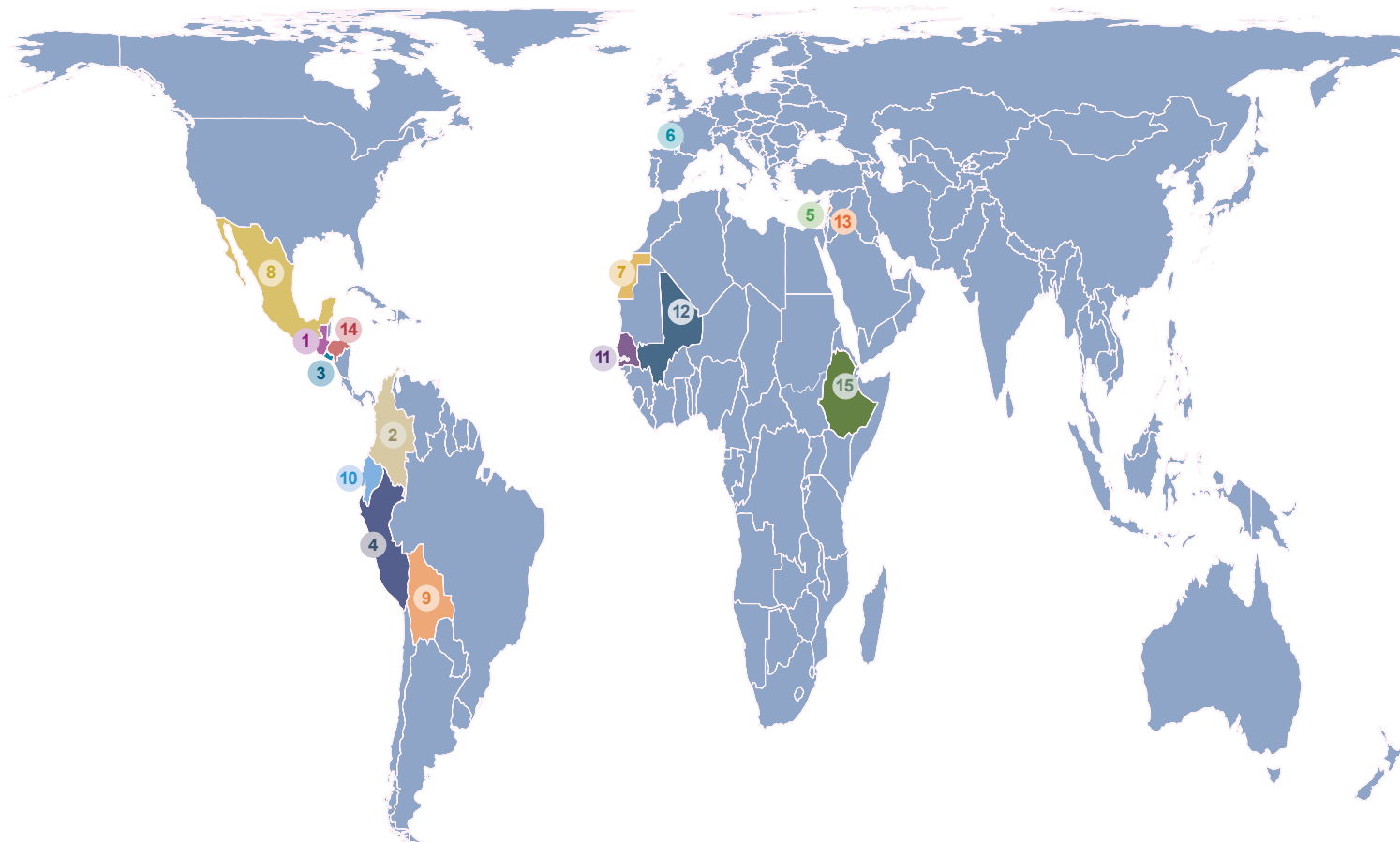
Of the funds earmarked for Development cooperation and Humanitarian and emergency action modalities (€68,828,489), the Americas received the largest share (51.77%), followed by Sub-Saharan Africa (25.95%).



<sup>4</sup> Most of the funds earmarked for Europe (92.11%) were used to help refugees, particularly those residing in the Basque Country.

# Funds disbursed by country 2024

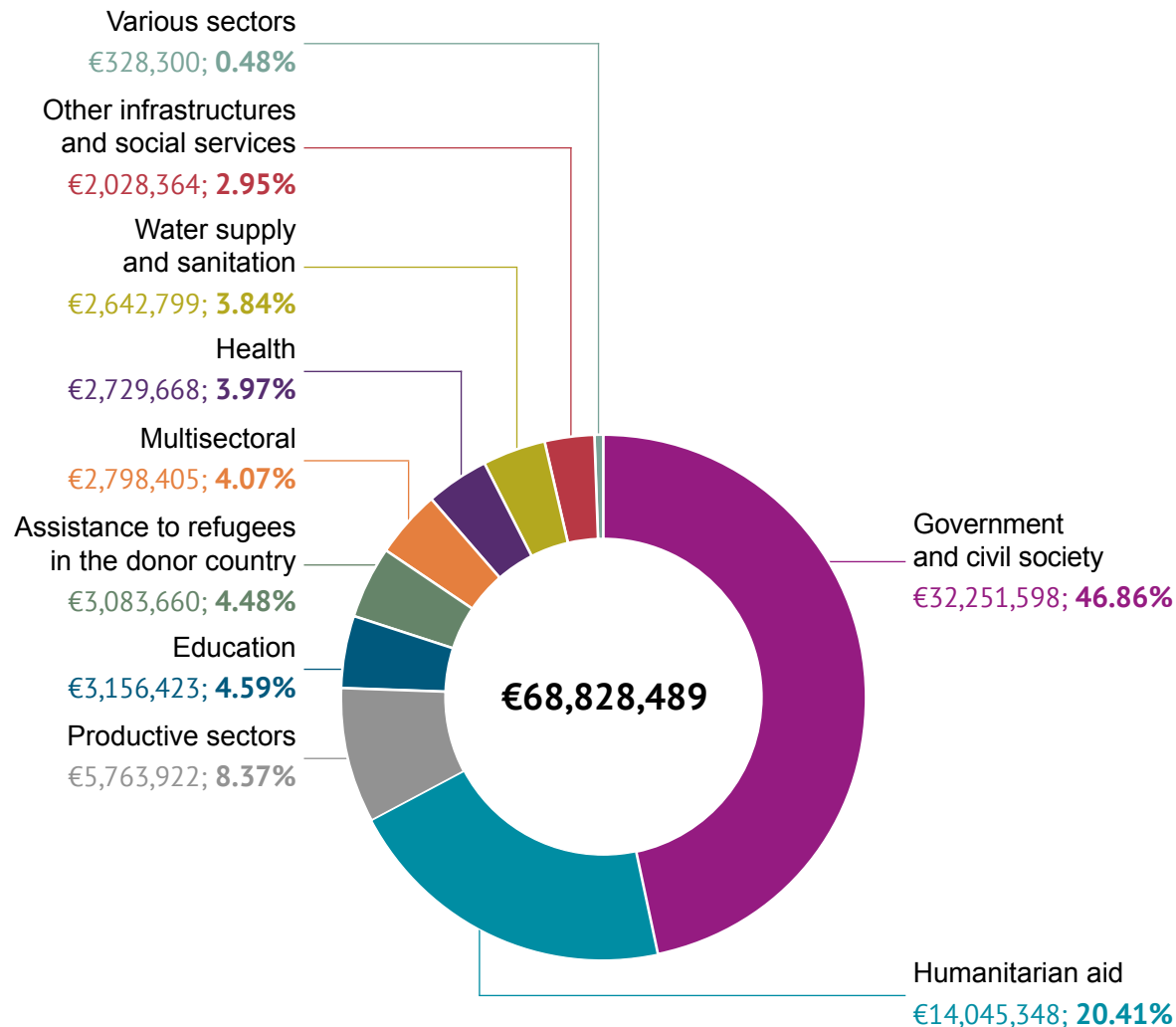
Of the funds earmarked for Development cooperation and Humanitarian and emergency action modalities (€68,828,489), the following 15 countries received the largest share (67.82% of the total).



- 1 Guatemala; €7,500,996; **10.90%**
  - 2 Colombia; €5,010,035; **7.28%**
  - 3 El Salvador; €4,911,598; **7.14%**
  - 4 Peru; €4,526,733; **6.58%**
  - 5 Palestine; €3,134,795; **4.55%**
  - 6 Basque Country; €2,678,642; **3.89%**
  - 7 Sahrawi Arab Democratic Republic (SADR); €2,621,064; **3.81%**
  - 8 Mexico; €2,557,028; **3.72%**
  - 9 Bolivia; €2,488,848; **3.62%**
  - 10 Ecuador; €2,365,069; **3.44%**
  - 11 Senegal; €2,240,543; **3.26%**
  - 12 Mali; €1,969,035; **2.86%**
  - 13 Lebanon; €1,613,090; **2.34%**
  - 14 Honduras; €1,601,558; **2.33%**
  - 15 Ethiopia; €1,458,133; **2.12%**
- Total; €46,677,165; 67.82%**

This year, Palestine continued to be one of the countries receiving most funds, in response to what an independent United Nations commission has described as genocide committed by the State of Israel against the Palestinian population in Gaza. Most of the funds allocated to this country were earmarked for Humanitarian and emergency action projects (€2,892,899). Similarly, the funds allocated to Lebanon were primarily used for projects supporting Palestinian refugees in the southern part of the country.

# Funds disbursed by sector 2024



Of the funds earmarked for Development cooperation and Humanitarian and emergency action modalities (€68,828,489), 75.64% was distributed across three DAC sectors:<sup>5</sup> Government and civil society, Humanitarian aid and Productive sectors.

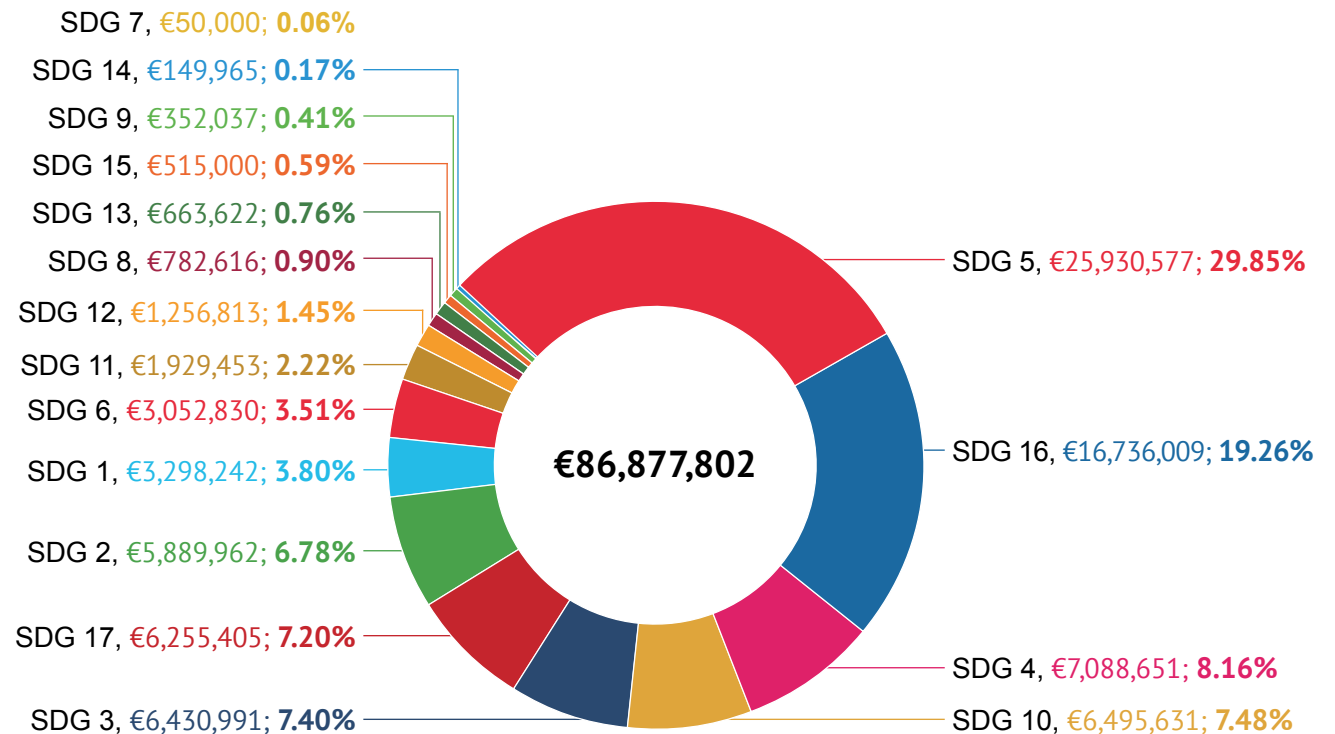
Within the Government and civil society sector, the main subsectors are: Human rights (€10,495,154; 15.25%); Gender equality and women's empowerment (€9,596,286; 13.94%); and Combating violence against women and girls (€8,276,785; 12.03%).

<sup>5</sup> DAC sectors represent groupings of possible areas of action, standardised by the Development Assistance Committee (DAC) at the Organisation for Economic Co-operation and Development (OECD).

# Funds disbursed by SDGs in 2024

The graph shows the amount disbursed in 2024 by all institutions, in accordance with the Sustainable Development Goals (SDGs).<sup>6</sup>

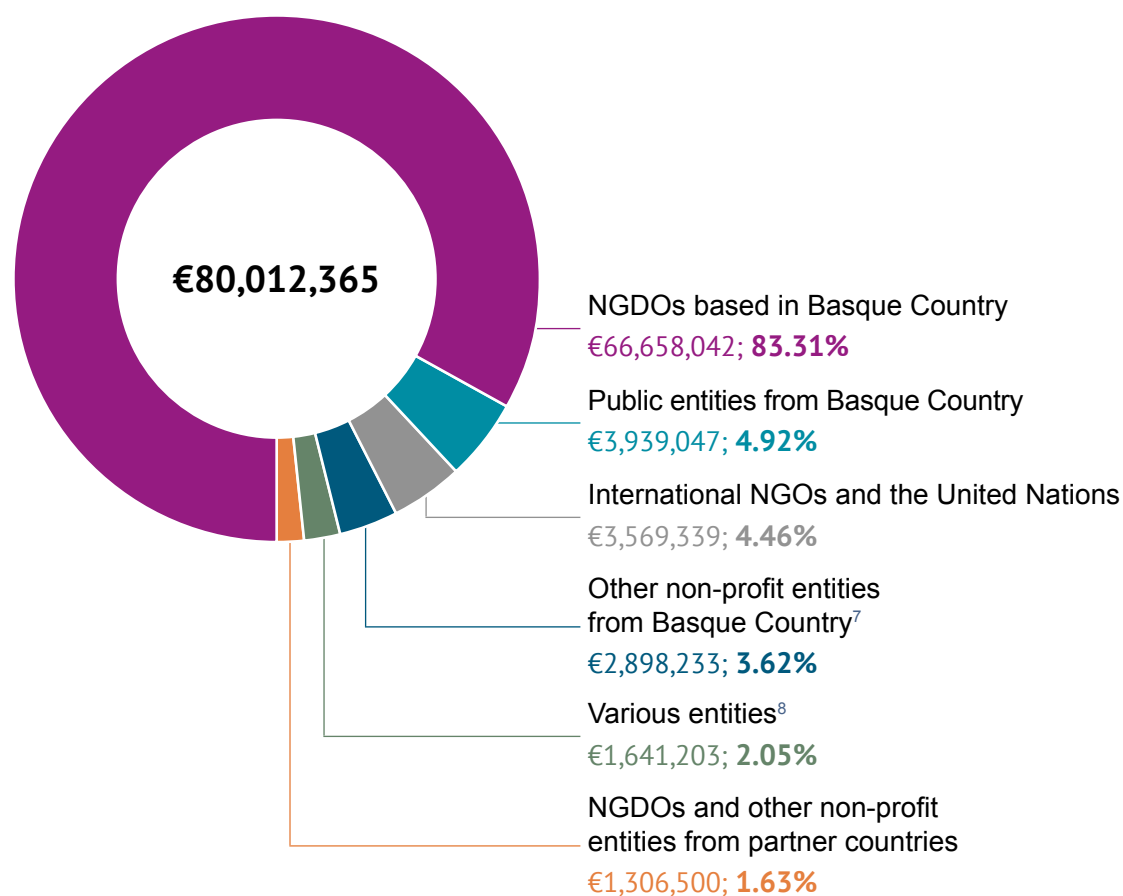
Of the total contribution to the 2030 Agenda in projects with disbursements in 2024 (€86,877,802), SDG 5: Gender equality received the largest percentage (29.85%), followed by SDG 16: Peace, justice and strong institutions (19.26%) and SDG 4: Quality education (8.16%).



<sup>6</sup> A single SDG (the most representative one) is defined for each project.



# Funds disbursed by type of channelling entities 2024



Funds earmarked for Development cooperation, Humanitarian and emergency action and Education for social transformation modalities, totalling €80,012,365, were primarily channelled through NGDOs based in the Basque Country (83.31%).

<sup>7</sup> Most of the entities that fall into this category are Basque associations and foundations.

<sup>8</sup> This encompasses a variety of different entities, including public-private partnerships (PPPs), networks, public and private universities, private schools and private research centres in the donor country, among others.



# Funds disbursed by channelling entities 2024


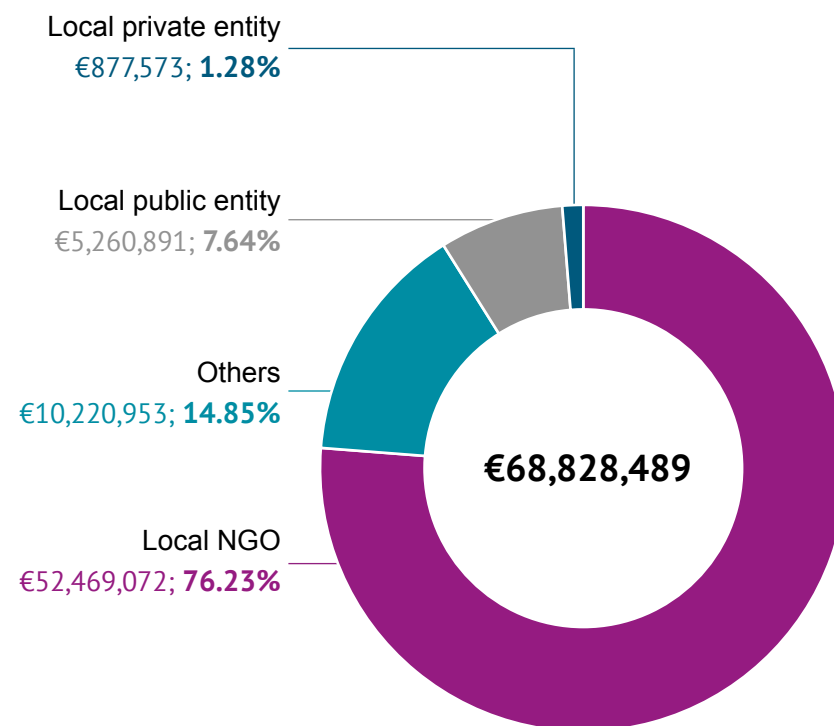
The table below lists the 15 entities that channel the largest volume of funds earmarked for Development cooperation, Humanitarian and emergency action, and Education for social transformation modalities, totalling €80,012,365.

Channelling entities	Funds channelled	Percentage
Alboan Foundation	€4,121,879	5.15%
Nazioarteko Elkartasuna - Solidaridad Internacional	€3,076,820	3.85%
Fundación Mundubat - Mundubat Fundazioa	€3,025,753	3.78%
UNRWA Spanish Committe Association	€2,867,853	3.58%
Asamblea de Cooperación Por la Paz	€2,634,952	3.29%
Paz y Solidaridad de Euskadi Foundation	€2,610,442	3.26%
Zehar-Errefuxiatuekin	€2,337,735	2.92%
Farmacéuticos Mundi (Farmamundi)	€2,320,143	2.90%
UNICEF Spanish Committee	€2,210,339	2.76%
Oxfam Intermón	€2,197,599	2.75%
Setem Hego Haizea	€2,095,830	2.62%
Mugarik Gabe	€1,893,842	2.37%
Bizilur	€1,827,614	2.28%
Medicus Mundi Gipuzkoa	€1,571,192	1.96%
KCD, Kultura, Communication y Desarrollo	€1,539,549	1.92%
<b>Total main channelling entities</b>	<b>€36,331,543</b>	<b>45.41%</b>

# Funds disbursed by type of local partners 2024

Of the funds earmarked for Development cooperation and Humanitarian and emergency action modalities (€68,828,489), 76.23% was implemented in collaboration with Local NGOs in their respective territories, with Local public entities being the next most common type of collaboration partner (7.64%).

The 'Others' category encompasses projects in the stated modalities that did not involve a specific local partner and were implemented directly by the channelling entity.



# Funds disbursed by local partner entities 2024

The table below lists the 15 local partner entities that disbursed most funds in 2024 for projects in which they participated, either individually or as part of a consortium, within the Development cooperation and Humanitarian and emergency action modalities (€68,828,489).

Local partner entities	Country	Funds	Percentage
Sahrawi Red Crescent	Sahrawi Arab Democratic Republic (SADR)	€1,759,389	2.56%
Centro de investigación y promoción popular (CENDIPP)	Peru	€1,177,205	1.71%
Centro de la Mujer Peruana Flora Tristán	Peru	€1,068,484	1.55%
Yapawayra Foundation	Colombia	€938,355	1.36%
Yeux du Monde Mali	Mali	€705,342	1.02%
Popular Aid for Relief & Development (PARD)	Lebanon	€693,090	1.01%
Asociación Colectiva de Mujeres para el Desarrollo Local	El Salvador	€667,599	0.97%
Oficina del Historiador de la Ciudad de La Habana (OHCH)	Cuba	€658,166	0.96%
Palestinian Agricultural Relief Committees (PARC)	Palestine	€649,918	0.94%
UN Relief and Works Agency for Palestine Refugees in the Near East (UNRWA)	Lebanon	€600,000	0.87%
Qachuu Aloom - Asociación Madre Tierra	Guatemala	€600,000	0.87%
Mujeres Transformando el Mundo (MTM)	Guatemala	€600,000	0.87%
Administración Nacional de Acueductos y Alcantarillados (ANDA)	El Salvador	€599,579	0.87%
Asociación Comunitaria Unida por el Agua y la Agricultura (ACUA)	El Salvador	€596,946	0.87%
Manuela Ramos Movement	Peru	€591,994	0.86%
<b>Total main local partners</b>		<b>€11,906,069</b>	<b>17.30%</b>



# BASQUE PUBLIC COOPERATION PORTAL

The Basque Public Cooperation Portal is an inter-institutional initiative aimed at promoting transparency, harmonisation and coordination in development cooperation. The tool provides useful information dating back to 2014.

It is driven by the Basque Government / eLankidetza – the Basque Agency for Cooperation and Solidarity; the Álava, Bizkaia and Gipuzkoa Provincial Councils; the Bilbao, Donostia-San Sebastián and Vitoria-Gasteiz City Councils; Euskal Fondoa - the Association of Basque Local Entities for Cooperation and, from 2023, also by the Zarautz Local Council. It has also been supported, from the start, by the Hegoa Institute at the University of the Basque Country (EHU).

This initiative contributes to improving Basque cooperation information systems, harmonising data on activities, ensuring accountability, facilitating analysis and research, fostering inter-institutional coordination and promoting a culture of evaluation.

