

# Basque development cooperation in figures 2022



EUSKAL LANKIDETZA PUBLIKOAREN ATARIA  
PORTAL DE LA COOPERACIÓN PÚBLICA VASCA



GARAPENERAKO  
LANKIDETZAREN  
EUSKAL AGENTZIA  
AGENCIA VASCA DE  
COOPERACIÓN PARA  
EL DESARROLLO



araba álava  
foru aldundia diputación foral

**Bizkaia**  
foru aldundia  
diputación foral

Gipuzkoako  
Foru Aldundia  
Kultura, Lanbideak, Gaitasun  
eta Foru Departamentua



ETORKIZUNA  
ORAIN

**B**  
**Bilbao**  
UDALA  
AYUNTAMIENTO



Ayuntamiento  
de Vitoria-Gasteiz  
Vitoria-Gasteizko  
Udala



DONOSTIA  
SAN SEBASTIÁN  
Lankidetzaren  
Eusko Agentzia

EUSKAL  
FONDOA

Iniciative accompanied by:



Universidad  
del País Vasco

Euskal Herriko  
Unibertsitatea



hegoa

# Global data 2022




**69 countries**

in which initiatives  
are carried out



**228**

channelling entities  
(most of which are  
in the Basque Country)



**335**

local partner  
entities involved



**1,189**

active projects



of which

**606**

were started in 2022



**€81,305,847**

disbursed funds

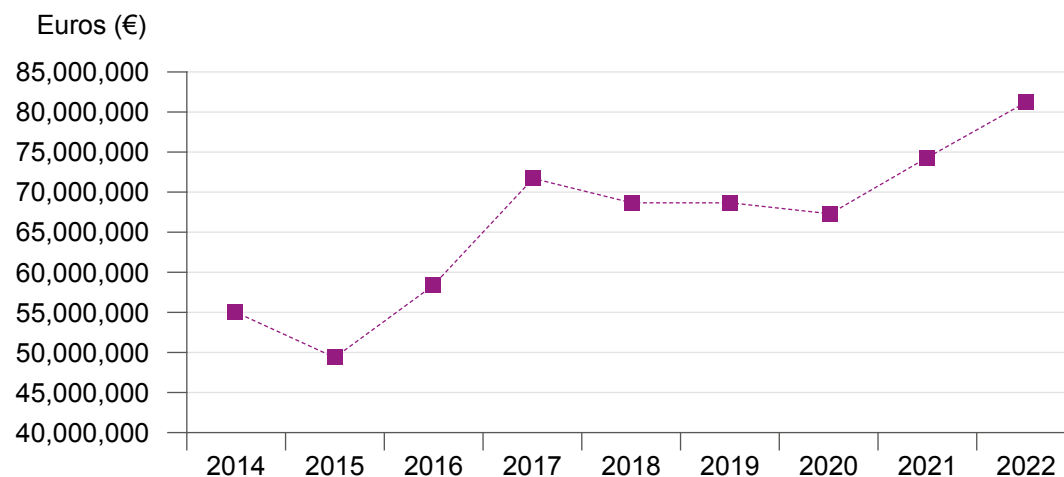


# Funds disbursed by agents 2022

| Agent                          | Funds (€)         | Percentage (%) |
|--------------------------------|-------------------|----------------|
| Basque Government              | 57,289,946        | 70.46          |
| Provincial Council of Bizkaia  | 9,414,323         | 11.58          |
| Provincial Council of Gipuzkoa | 4,788,338         | 5.89           |
| Bilbao City Council            | 3,441,332         | 4.23           |
| Vitoria-Gasteiz City Council   | 3,189,393         | 3.92           |
| San Sebastian City Council     | 1,884,450         | 2.32           |
| Provincial Council of Alava    | 1,298,065         | 1.60           |
| <b>Total</b>                   | <b>81,305,847</b> | <b>100.00</b>  |

In 2022, Basque public institutions disbursed €81,305,847<sup>1</sup>, earmarked for international development cooperation initiatives, which represents a 9.35% increase from 2021.

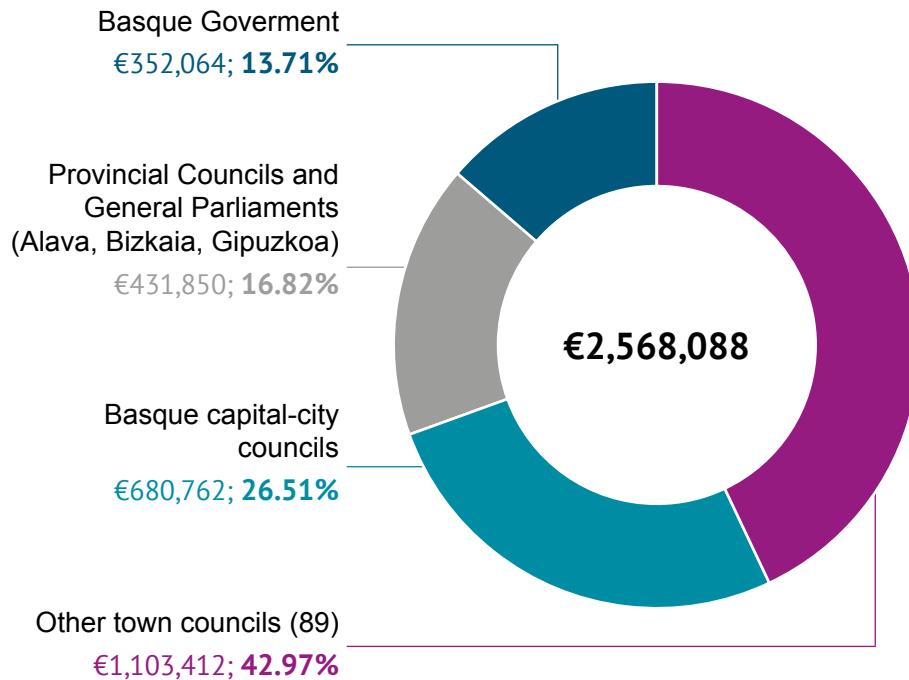
The Basque Government is the agent with the largest contributions, accounting for 70.46% of the funds in 2022, mainly through eLankidetza-Basque Agency for Development Cooperation.



<sup>1</sup> This figure includes contributions from the seven institutions detailed in the table. In addition, 42.97% of the total €2,568,088 channelled through Euskal Fundoa (see the next page) corresponds to contributions from other local councils (€1,103,412) and the General Parliaments of Alava and Bizkaia (€87,672). Other municipalities have budgetary lines on cooperation that they manage directly, the data of which are not registered in the Portal.

# Funds channelled by Euskal Fondoa 2022

## Funding entities



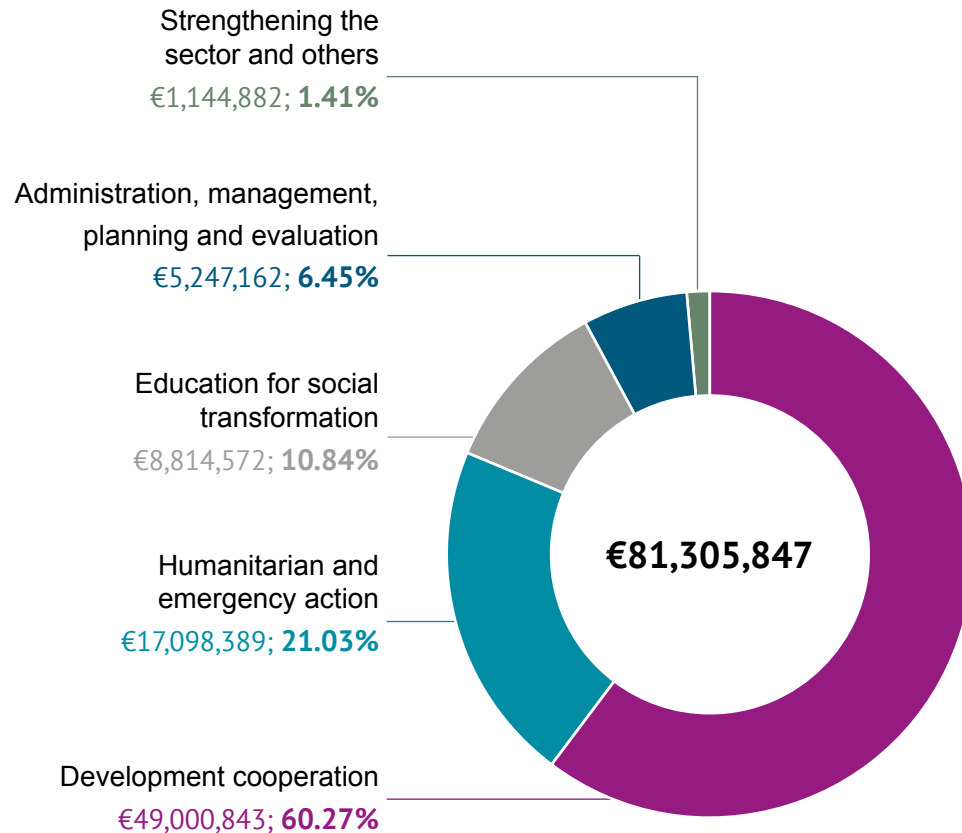
During 2022, the funds channelled by Euskal Fondoa were mostly linked to projects dealing with Water supply and sanitation (€1,286,746; 50.11%); Government and civil society initiatives (€543,690, 21.17%) and Other social services and infrastructure (€335,105, 13.05%).

## Destination countries

| Countries                               | Funds (€) | Percentage (%) |
|---|-----------|----------------|
| El Salvador and Costa Rica <sup>2</sup> | 574,755   | 22.38          |
| Guatemala                               | 462,299   | 18.00          |
| Nicaragua                               | 389,999   | 15.19          |
| El Salvador                             | 338,038   | 13.16          |
| Sahrawi Arab Democratic Republic (SADR) | 292,273   | 11.38          |
| Basque Country                          | 235,852   | 9.18           |
| Cuba                                    | 215,054   | 8.37           |
| Multiple countries                      | 49,819    | 1.94           |
| Senegal                                 | 10,000    | 0.39           |
| Total                                   | 2,568,088 | 100.00         |

<sup>2</sup> These funds correspond to the 2021-24 second edition of the inter-institutional water and sanitation cooperation programme between the Basque Country and Central America.

# Funds disbursed by modalities 2022



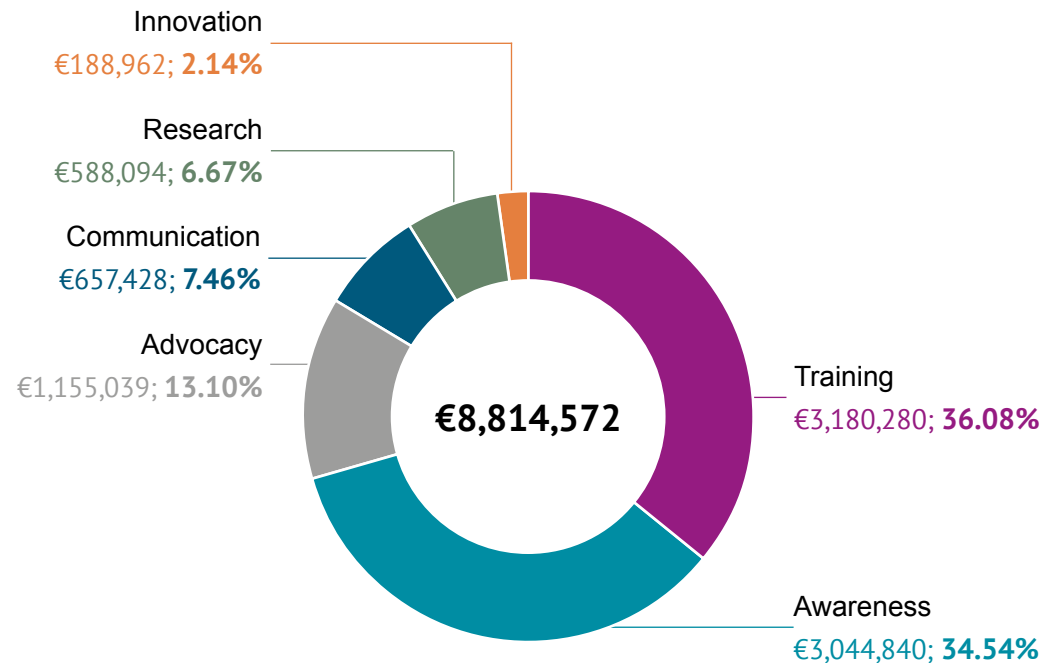
In 2022, 60.27% of funds disbursed went to the Development cooperation modality, followed by Humanitarian and emergency action with 21.03% of the funds.

The modality of Education for social transformation, which is a characteristic of decentralised cooperation, accounted 10.84% of the funds. It includes educational, communication, cultural, research processes and actions, etc. aimed at fostering a critical citizenship that is aware of inequalities, as well as promoting equitable and supportive practices that generate individual and collective changes.



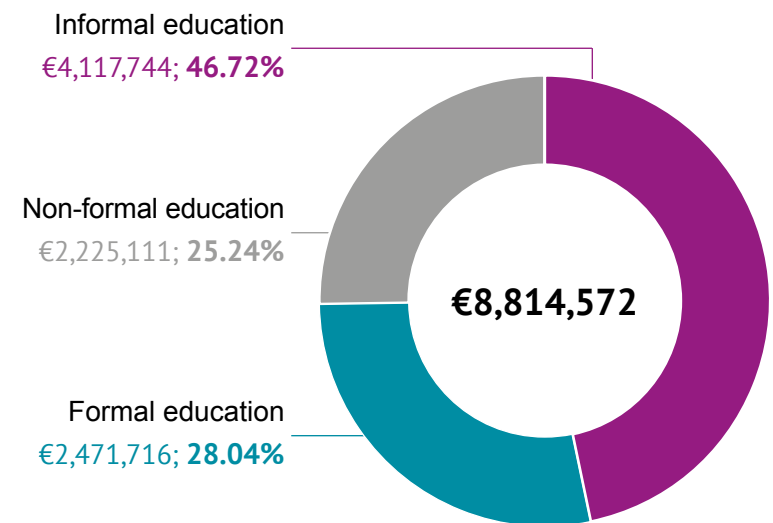
# Funds disbursed in Education for social transformation

## Intervention strategy

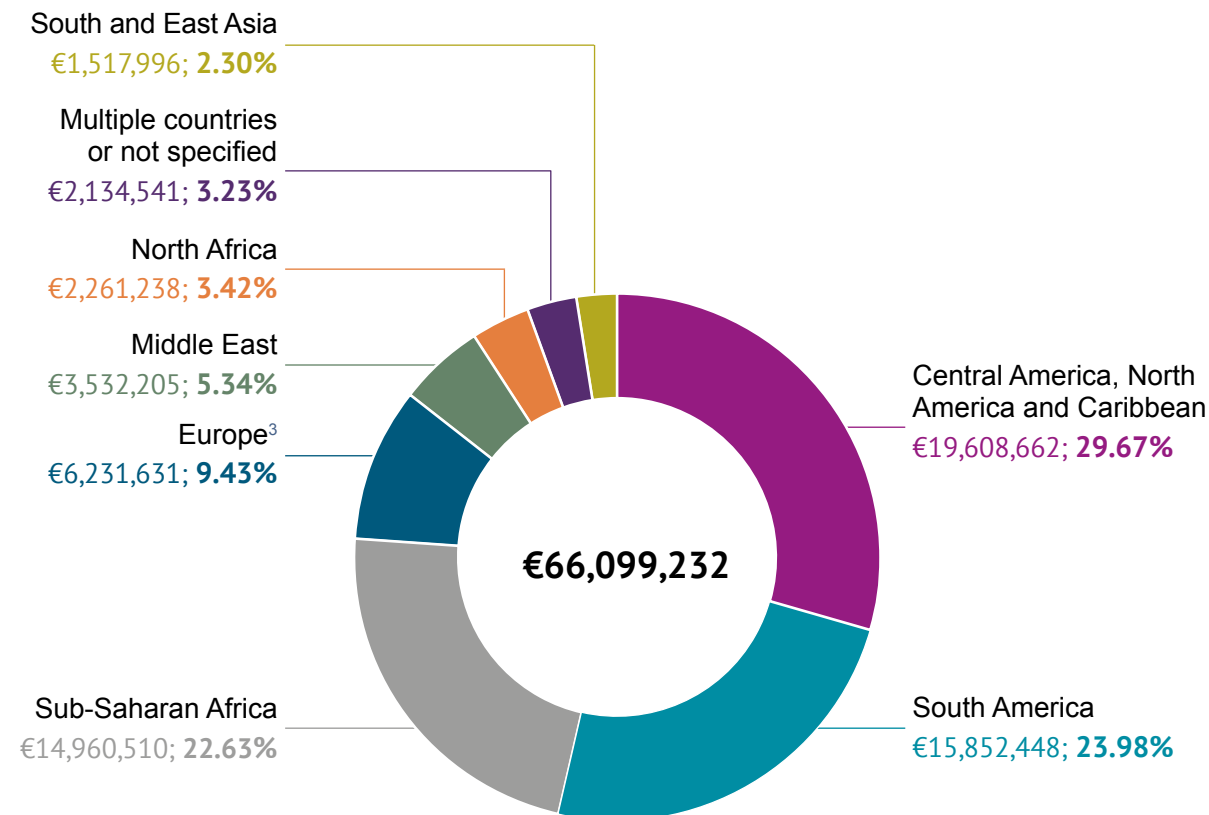


Of the resources disbursed in the modality of Education for social transformation (€8,814,572), 70.62% went to Training and Awareness-raising strategies. Besides, Informal education was the sphere of action that received most of this funds (46.72%).

## Sphere of action



# Funds disbursed by geographical area 2022



Out of the funds allocated to the Development cooperation and Humanitarian and emergency action modalities (€66,099,232), the Americas (including North, South and Central America and the Caribbean) was the geographical area that received the largest volume of funds in 2022 (53.65%), followed by Sub-Saharan Africa (22.63%).

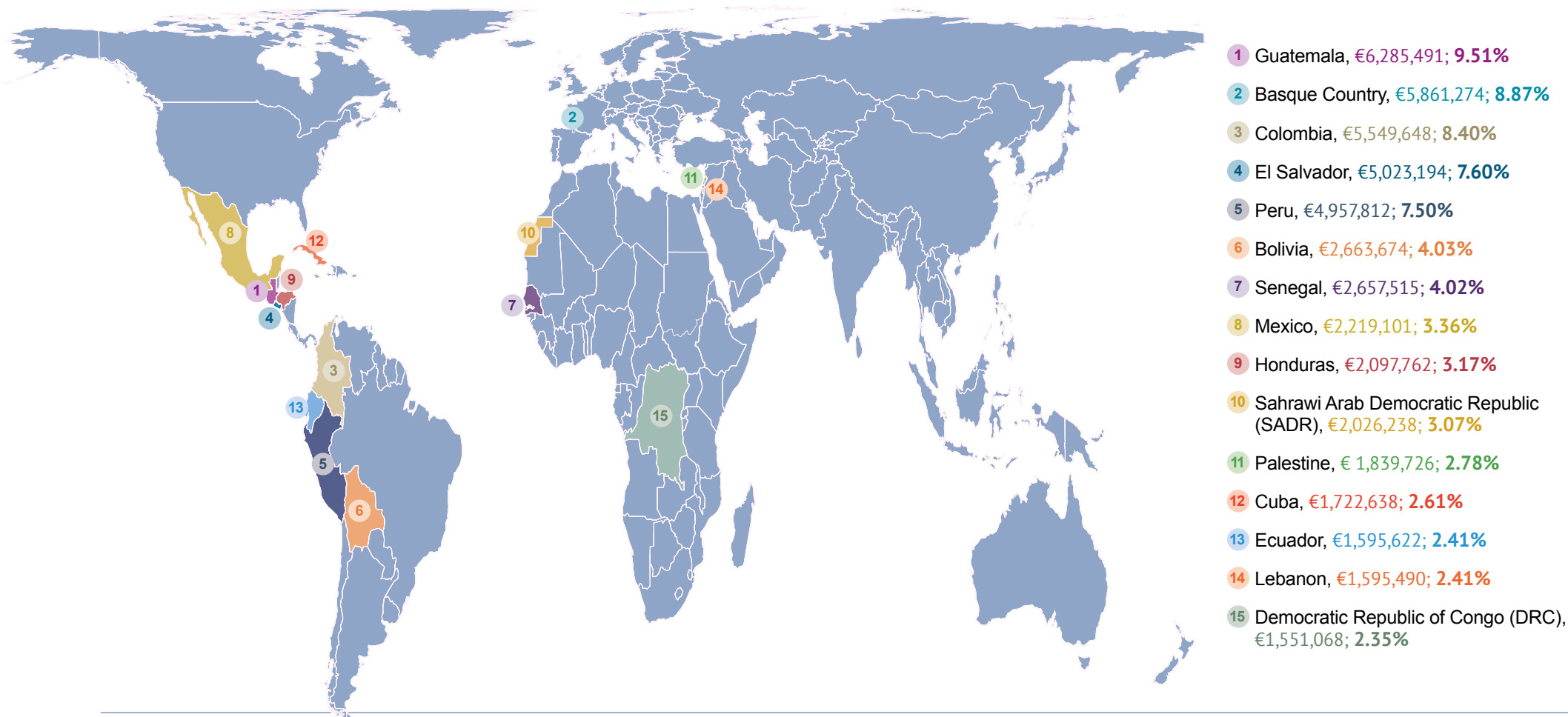


<sup>3</sup> Europe mainly includes projects for refugees and the protection of human rights in the Basque Country, Ukraine and Greece.



# Funds disbursed by country 2022

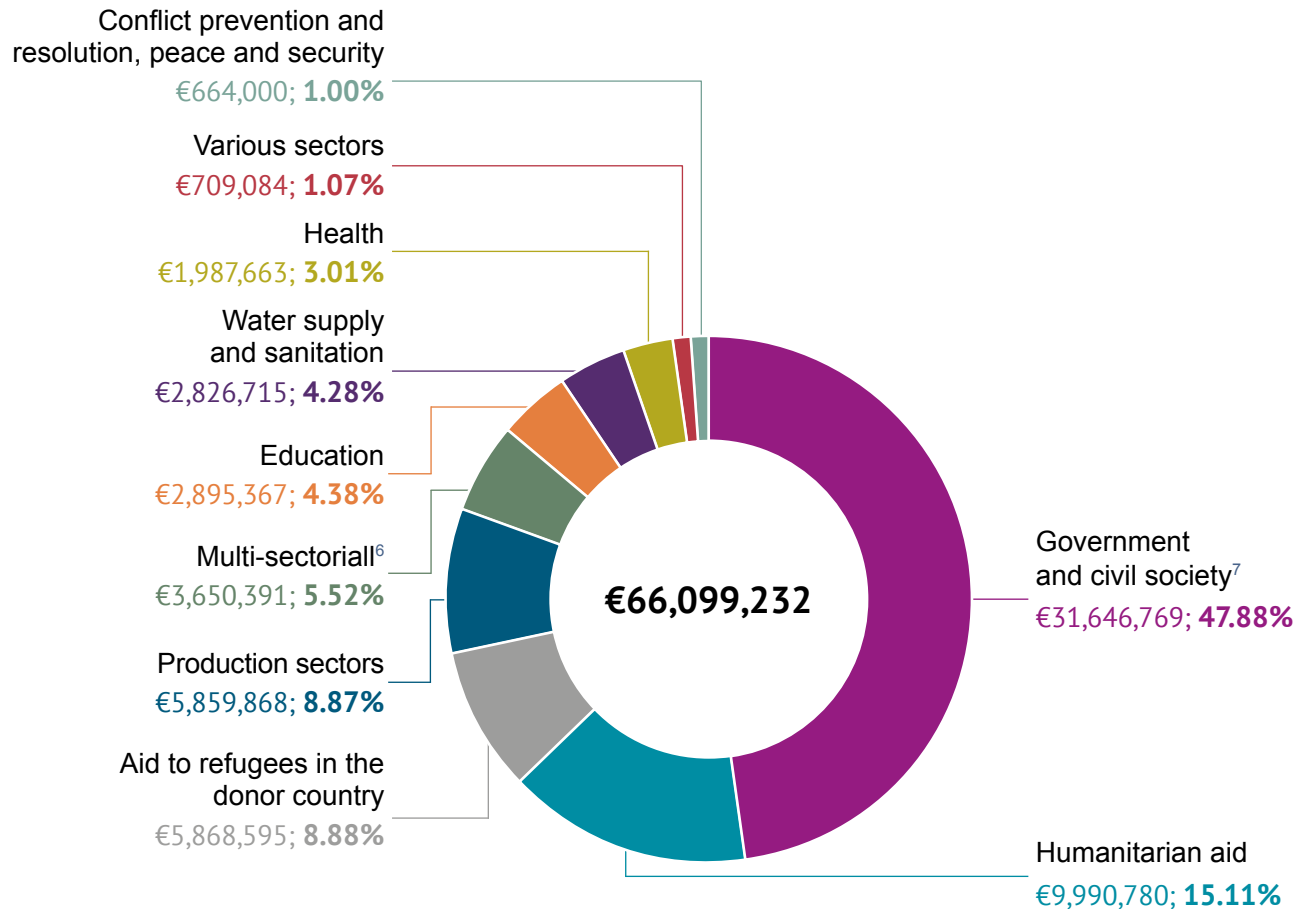
Out of the funds allocated to the Development cooperation and Humanitarian and emergency action modalities (€66,099,232) the next 15 countries that received the most funds were earmarked 72.08% of the total funds.



<sup>4</sup> This year the funds earmarked to the Basque Country have increased due to the support projects for the Ukrainian refugee population, mainly financed by the Basque Government. Of the €5,861,274 in 2022, 90.57% of the funds have been allocated to financial aid programs, local reception networks and psycho-social support for Ukrainian individuals and families with temporary protection status.



# Funds disbursed by sector 2022



Out of the funds allocated to the Development cooperation and Humanitarian and emergency action modalities (€66,099,232), 71.87% are distributed among three DAC sectors<sup>5</sup>: Government and civil society, Humanitarian aid, and Aid to refugees in the donor country.

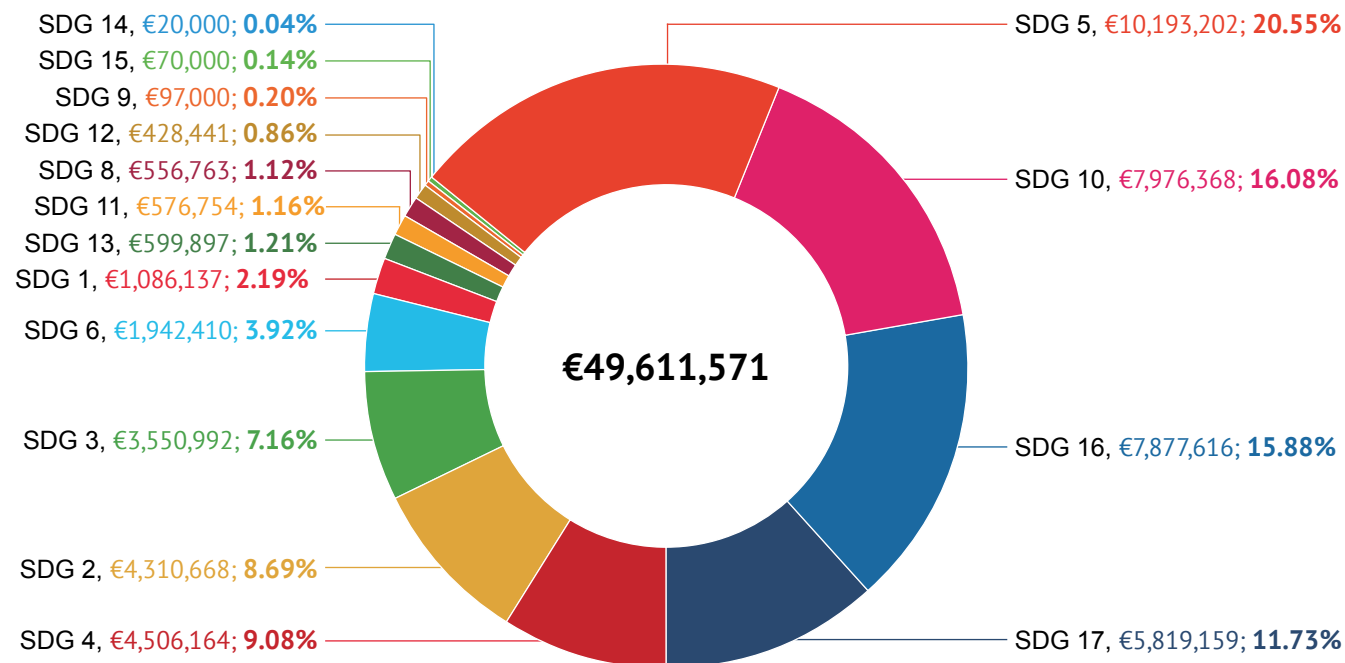
<sup>5</sup> The DAC sectors are a classification of sectors for action, standardised by the Development Assistance Committee (DAC) of the Organisation for Economic Co-operation and Development's (OECD).

<sup>6</sup> It is remarkable that 30.80% of the funds included in the Multi-sectorial sector correspond to General environmental protection (€1,124,428).

<sup>7</sup> Within the sector Government and civil society, the main subsectors are, by size:

- Gender equality and women's empowerment (€10,403,857).
- Human rights (€9,135,715).
- Combating of violence against women and girls (€7,892,856).

# Funds disbursed per SDG in 2022



The graph outlines the amount disbursed by all the institutions for projects initiated in 2022<sup>8</sup>, in accordance with each Sustainable Development Goal.

Out of all the funds disbursed for Agenda 2030 projects initiated in 2022 (€49,611,571), SDG 5: Gender equality received the largest percentage (20.55%), followed by SDG 10: Reduced inequalities (16.08%) and SDG 16: Peace, justice and strong institutions (15.88%).

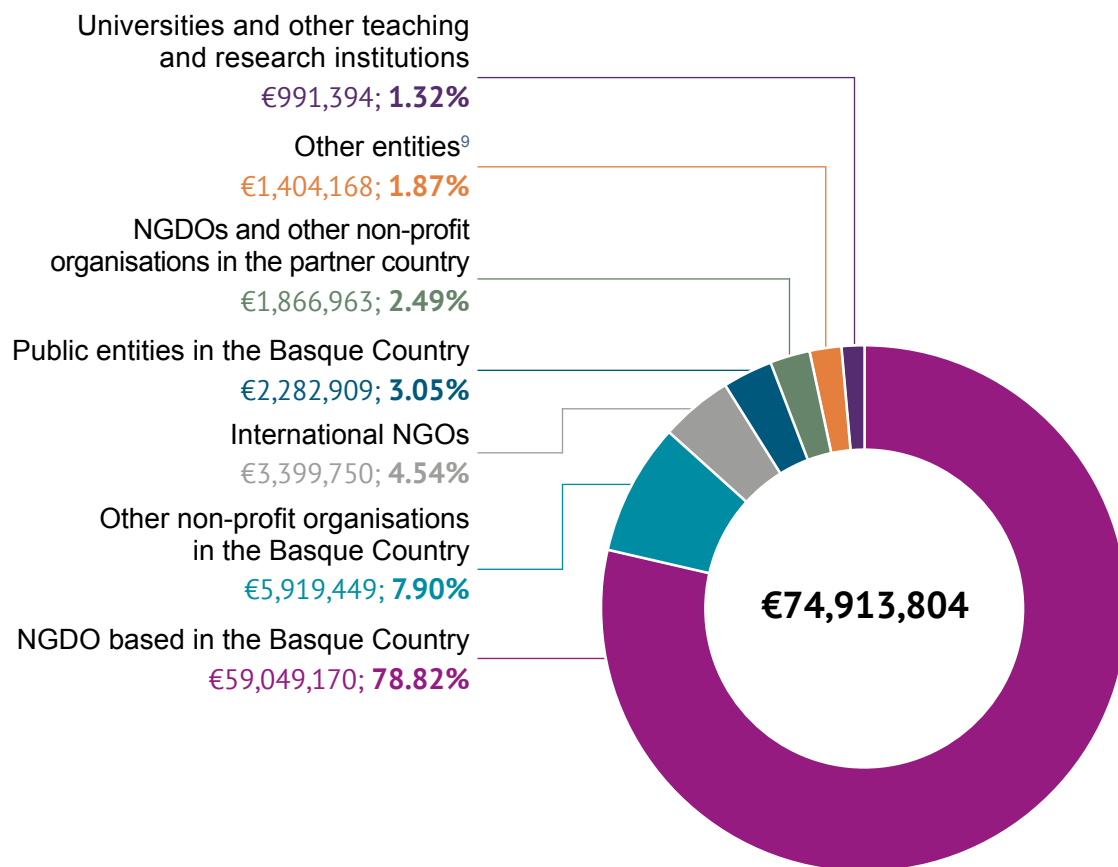


**SUSTAINABLE  
DEVELOPMENT  
GOALS**


<sup>8</sup> A single SDG (the most representative one) is defined for each project.



# Funds disbursed according to the type of channelling entity 2022



The funds disbursed in the modalities of Development cooperation, Humanitarian and emergency action, and Education for social transformation, totaling €74,913,804, were mainly channelled by NGDOs in the Basque Country (78.82%).



<sup>9</sup> Other entities include: United Nations, Public-Private Partnerships (PPP), networks, private-sector organisations in the donor country and unspecified entities.

# Funds disbursed according to the channelling entities 2022

The following table shows the 15 main entities that channell a greater volume of funds earmarked for the modalities of Development cooperation, Humanitarian and emergency action, and Education for social transformation, totalling €74,913,804.

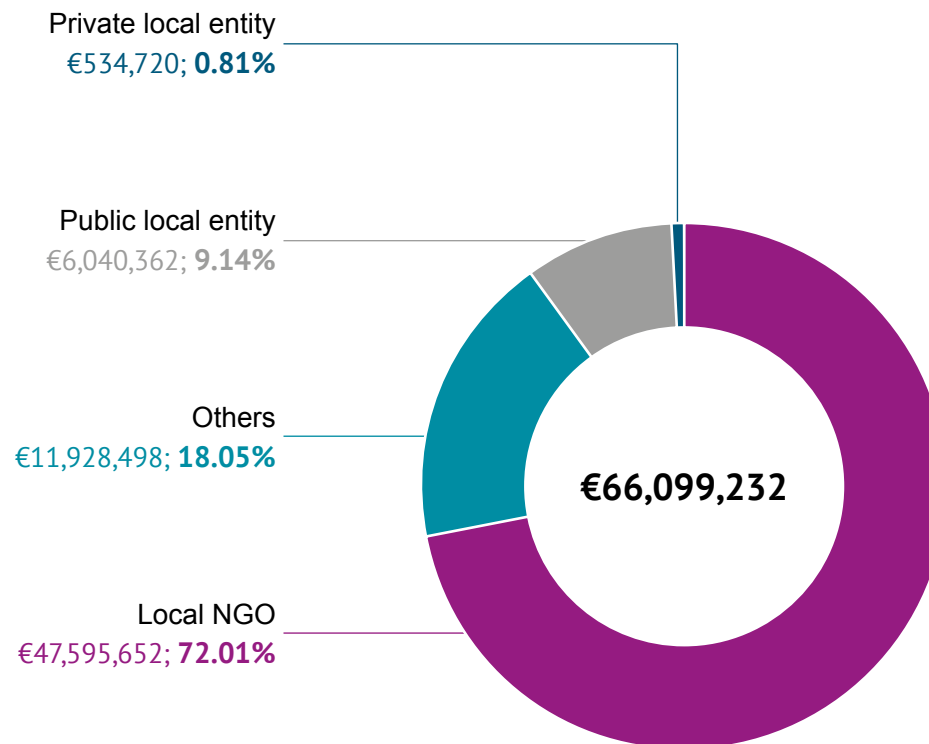
| Channelling entities                                | Funds (€)         | Percentage (%) |
|---|-------------------|----------------|
| Alboan Foundation                                   | 3,633,319         | 4.85           |
| Caritas Diocese of Vitoria-Gasteiz                  | 3,011,007         | 4.02           |
| UNICEF Spanish National Committee                   | 3,003,750         | 4.01           |
| Mundubat Foundation                                 | 2,968,371         | 3.96           |
| Mugarik Gabe  | 2,663,536         | 3.56           |
| Farmamundi  | 2,416,013         | 3.23           |
| Asamblea de Cooperación por la Paz                  | 2,278,773         | 3.04           |
| Paz y Solidaridad de Euskadi Foundation             | 2,187,184         | 2.92           |
| KCD, Kultura, Communication y Desarrollo            | 2,086,339         | 2.78           |
| Nazioarteko Elkartasuna - Solidaridad Internacional | 2,042,636         | 2.73           |
| Medicus Mundi Gipuzkoa                              | 1,926,168         | 2.57           |
| UNRWA Spanish Committee Association                 | 1,918,115         | 2.56           |
| Zehar-Errefuxiatuekin                               | 1,914,443         | 2.56           |
| Proclade Yanapay Foundation                         | 1,799,768         | 2.40           |
| Bizilur   | 1,669,070         | 2.23           |
| <b>Total principal channelling entities</b>         | <b>35,518,491</b> | <b>47.41</b>   |



# Funds disbursed according to the type of local partner 2022

72.01% of the funds disbursed in Development cooperation and Humanitarian and emergency action modalities (€66,099,232) are implemented in collaboration with local NGOs in the partner country, being the Public local entities the next most common type of local partner (9.14%).

The “Others” category group includes projects of the aforementioned modalities that do not have a local partner, or are implemented directly by the channelling entity.



# Funds disbursed according to the local partner 2022

The following table shows the 15 main local entities according to the funds disbursed in 2022 to projects they have taken part in (individual or consortium), within the modalities of Development cooperation and Humanitarian and emergency action (€66,099,232).

| Local partner organisations  | Country                                 | Funds (€)         | Percentage (%) |
|--|---|-------------------|----------------|
| Sahrawi Red Crescent   | Sahrawi Arab Democratic Republic (SADR) | 1,336,863         | 2.02           |
| Oficina del Historiador de la Ciudad de La Habana (OHCH)                             | Cuba                                    | 1,306,142         | 1.98           |
| Centro de investigación y promoción popular (CENDIPP)                                | Peru                                    | 1,229,277         | 1.86           |
| Fundación Yapawayra  | Colombia                                | 1,025,594         | 1.55           |
| Programme de Promotion des Soins de Santé Primaires                                  | Democratic Republic of Congo (DRC)      | 1,000,000         | 1.51           |
| UN Relief and Works Agency for Palestine Refugees in the Near East (UNRWA)           | Palestine                               | 998,538           | 1.51           |
| Centro de la Mujer Peruana Flora Tristán   | Peru                                    | 997,077           | 1.51           |
| Movimiento Manuela Ramos   | Peru                                    | 785,216           | 1.19           |
| Asociación Organización de Mujeres Salvadoreñas por la Paz                           | El Salvador                             | 688,537           | 1.04           |
| Asociación Colectiva de Mujeres para el Desarrollo Local                             | El Salvador                             | 677,315           | 1.02           |
| Palestinian Agricultural Relief Committees (PARC)                                    | Palestine                               | 648,703           | 0.98           |
| Asociación de Servicios Comunitarios de Salud (ASECSA)                               | Guatemala                               | 622,128           | 0.94           |
| Asociación Movimiento Salvadoreño de Mujeres (MSM)                                   | El Salvador                             | 617,971           | 0.93           |
| Comité Régional de Solidarité des Femmes pour la Paix en Casamance (CRSFPC/USOFORAL) | Senegal                                 | 571,327           | 0.86           |
| Fundación Maquita Cushunchic Comercializando como Hermanos (MCCH)                    | Ecuador                                 | 567,850           | 0.86           |
| <b>Total main local</b>  |   | <b>13,072,539</b> | <b>19.78</b>   |



# PORTAL OF THE BASQUE PUBLIC COOPERATION

The Portal of Basque Public Cooperation is an inter-institutional initiative aimed at promoting transparency, harmonisation and coordination in the field of development cooperation. This tool provides useful information with data since 2014.

It is promoted by the Basque Government / eLankidetza-Basque Agency for Development Cooperation; the Provincial Councils of Alava, Bizkaia and Gipuzkoa; the Basque capital-city councils of Bilbao, Donostia-San Sebastian and Vitoria-Gasteiz, and Euskal Fondoa-Asociación de Entidades Locales Vascas Cooperantes. The Hegoa Institute for International Cooperation and Development Studies of the University of the Basque Country (UPV/EHU) has supported the project from the beginning.

This initiative contributes to improving Basque cooperation information systems, harmonising information on the performed activities, accountability, facilitating analysis and research, and promoting inter-institutional coordination and the culture of evaluation.

